



Soar Valley College

A SPECIALIST MATHS AND COMPUTING COLLEGE

Year 11 Parents' Information Evening

ASPIRE ENJOY ACHIEVE



Aims

- Effective revision habits and strategies we teach our students
- How parents/carers can help and support
- Highlight key dates
- Specific input from GCSE English, Mathematics and Science (Part two in the Dining Hall)



Time for you to have a go

You have 15 seconds to remember as many items as possible from the following list

Get ready

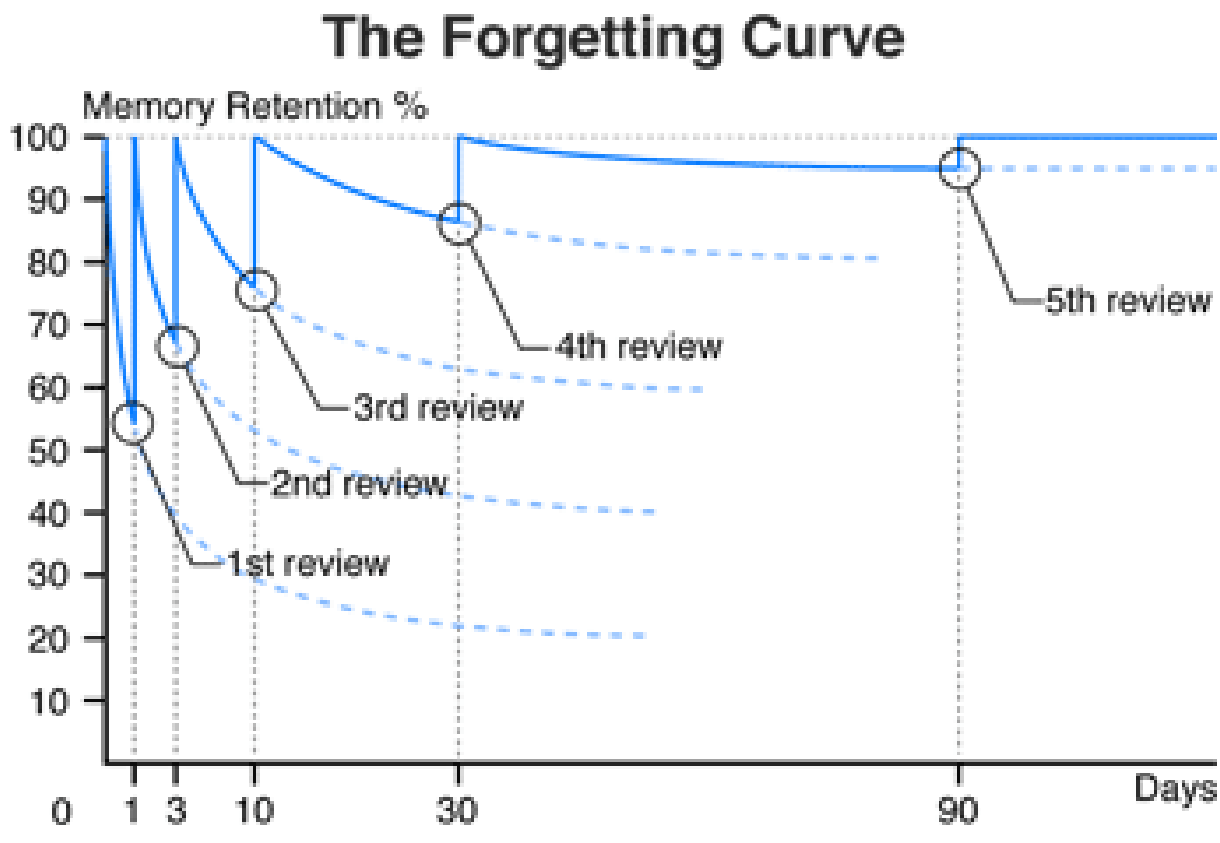


Memory quiz

- Banana
- Pen
- Car
- Tree
- Humans
- Bottle
- Brain
- Coat
- Bear
- Apple
- Orange
- Hippocampus
- Yellow
- Clover
- Human



Successful revision - the proven techniques



- Distribute (space out) the revision
- *Start early and regularly revisit topics - revision is best done in lots of small sessions*
- **Try different strategies** to find the ones that work best
- Practise! (Flash cards, mind maps, synthesising texts/information, reducing notes, testing, past paper questions)



4 effective revision strategies

❑ Flash Cards


Soar Valley College
A SPECIALIST MATHS AND COMPUTING COLLEGE

Flash Cards

Flash cards are for testing recall, rather than summarising:

1. On the front of the card, write a key term or question. Pick one topic only (chunk).
2. On the back of the card, write the relevant answer/definition for the term or topic.
3. Without looking at the answer/definition write or say what you can remember.

Top tip: Draw and use symbols your brain has to convert these, and this helps with remembering



ASPIRE ENJOY ACHIEVE

❑ Thinking Notes

Soar Valley College
A SPECIALIST MATHS AND COMPUTING COLLEGE

Thinking Notes-2

Topic title

What?	What are the most important points/ definitions that must go here?
How?	How does the diagram (such as a cell, graph, picture of the heart) look.
Why?	Why does it do that? How does it work? Explain why it has those properties?
Summary	In simple words write a couple of sentences where you could teach this topic to someone else

Top tip: Say your summary out loud. Teach members of your family & friends

ASPIRE ENJOY ACHIEVE


❑ Graphic Organisers

Soar Valley College
A SPECIALIST MATHS AND COMPUTING COLLEGE

Graphic Organisers- Venn Diagrams

1. Decide on your topic, this is a great way to compare and contrast.
2. Draw two overlapping circles.
3. In each circle put specific bullet points for your chosen topic.
4. Where the circles overlap highlight the similarities.

Top tip: Great for loads of topics such as viruses & bacteria, characters from English etc. Try adding little diagrams.



ASPIRE ENJOY ACHIEVE


❑ Mindmaps

Soar Valley College
A SPECIALIST MATHS AND COMPUTING COLLEGE

Mind Maps

1. Decide on the central idea. It's often a good idea to use an image.
2. Add branches that link ideas to your topic.
3. Add more detailed branches, which contain more detailed 'trigger' words.
4. Colour code the branches it is more memorable.
5. Include images that you understand.


Top tip: As you become more confident you can add post its onto your mind maps to add extra detail



ASPIRE ENJOY ACHIEVE













How can you help your child to be as successful as possible?



Soar Valley College
A SPECIALIST MATHS AND COMPUTING COLLEGE
ASPIRE ENJOY ACHIEVE

Top tips for parents

- 1 Make sure your child is aiming for **100% attendance** between now and their final exams. 
- 2 Encourage your child to discuss their **revision timetable** with you. Are they working? Do they need more or less breaks? 
- 3 Stick a copy of the **key dates** and the timetable on the fridge so you are able to keep informed of when revision is taking place. 
- 4 Make sure that your child knows the **correct exam boards**, and has any required texts and revision guides necessary for their different subjects. 
- 5 Please provide them a **distraction free environment**. Switch off all mobile phones, televisions, etc. 
- 6 Get your child to show you the **revision techniques** they are using such as mind maps, flashcards and test what they can remember (retrieval practice). 
- 7 Try to help your child to manage their time by encouraging them to use the **'five step'** plan below. It's really important that they test what they know and revise their areas of weakness. 
- 8 Do **15min reward** when good work is produced both in and out of **school**. 
- 9 Make sure they are getting enough **sleep**, enough **water** and a **healthy diet**. A well-fed and rested brain learns significantly better, and will make a huge difference to your child's ability to concentrate and learn. 
- 10 Encourage your child to use the **online resources** such as GCSE Pod, Sam learning, Show my Homework, my maths etc. 



TOP TIP 1


Attendance



TOP TIP 2

Distributed (spaced) practice

- Encourage your child to start revising early (now)
- Planned reviewing of the subject content
- Avoid 'cramming' before exams
- 5 hours in one day vs 5 hours over a week
- Decrease their stress and yours!





This is changeable



Time	Mon	Tues	Wed	Thur	Fri	Sat	Sun
4pm	Geography- Global issues			25- 30 minute 'blocks' of revision			
5pm			Watch Pod on Ghosts on ACC- flashcards				
6pm		Complete a question on Mr Birling		Revision/ retrieval – The atom			
7pm			Paper 2 section A English reading paper				
8pm	Medicine Mind map and Q						
9pm							

Be as specific as you can about the components you need to revise

Find opportunities to test yourself



Questions to ask about the timetable

- Are **all** subjects being covered?
- Are breaks built in for family time, exercise, rewards for hard work?
- Is the timetable realistic?
- Does it include regular recap of previous revision?
- Do you have **proportionate** coverage? English, Maths and Science have a lot of content to cover?
- Are there any areas they are struggling with? Have they spoken with their teacher? Is there enough time devoted to these?



School website

- Select Parents
- How to support your child
- Presentations and resources from the evening

HOME OUR SCHOOL CURRICULUM **PARENTS** STUDENTS VACANCIES


UNIFORM
SCHOOL MEALS
PASTORAL SUPPORT
HOW TO SUPPORT YOUR CHILD
KEEPING CHILDREN SAFE
ANTI-BULLYING
ONLINE SAFETY
THE SCHOOL DAY
YOU ARE HERE • HOME • PARENTS • HOW TO SUPPORT YOUR CHILD
YEAR 6 PARENTS
EXAMS
SEND & INCLUSION
SCHOOL GATEWAY

HOW TO SUPPORT YOUR CHILD

- Year 11 revision/ organisation timetable to help with planning for the forthcoming mocks and beyond.
- Useful revision sites for all subjects
- How to Support your child with Maths Revision
- How to Support your child with English Revision
- How to Support your child with Science Revision



TOP TIP 3



Make it visible


My Fridge:

Stick the timetable and key dates somewhere visible, as a constant reminder.



TOP TIP 4

- Check the **correct** content is being covered.
- Lots of subjects have knowledge checklists
- Required texts
- Revision guides for each subject
- The correct exam boards



Biology Checklist Y10

Chapter B1 – Cells and organisation	
Topic	Revision completed
Microscopes	
Animal and plant cells	
Eukaryotic and prokaryotic cells	
Specialised animal cells	
Specialised plant cells	
Diffusion	
Osmosis	
Osmosis in plants	
Active transport	
Exchange materials	

Chapter B2 – Cell division	
Topic	Revision completed
Cell division	
Growth and differentiation	
Stem cells	
Stem cells dilemmas	

Chapter B3 – Organisation and the Digestive System	
Topic	Revision completed
Tissues and organs	
Human digestive system	



TOP TIP 5

- A quiet space
- Without distractions such as computer games, phones, TV, or social media
- Encourage using revision classes in school and study support





Memory quiz

- Banana
- Pen
- Car
- Tree
- Humans
- Bottle
- Brain
- Coat



- Bear
- Apple
- Orange
- Hippocampus
- Yellow
- Clover
- Human





TOP TIP 6

□ Flash Cards

□ Thinking Notes

□ Graphic Organisers

□ Mindmaps


Soar Valley College
A SPECIALIST MATHS AND COMPUTING COLLEGE

Flash Cards

Flash cards are for testing recall, rather than summarising:

1. On the front of the card, write a key term or question. Pick one topic only (chunk).
2. On the back of the card, write the relevant answer/definition for the term or topic.
3. Without looking at the answer/definition write or say what you can remember.

Top tip: Draw and use symbols your brain has to convert these, and this helps with remembering




ASPIRE ENJOY ACHIEVE

Soar Valley College
A SPECIALIST MATHS AND COMPUTING COLLEGE

Graphic Organisers- Venn Diagrams

1. Decide on your topic, this is a great way to compare and contrast.
2. Draw two overlapping circles.
3. In each circle put specific bullet points for your chosen topic.
4. Where the circles overlap highlight the similarities.

Top tip: Great for loads of topics such as viruses & bacteria, characters from English etc. Try adding little diagrams.



ASPIRE ENJOY ACHIEVE

Soar Valley College
A SPECIALIST MATHS AND COMPUTING COLLEGE

Thinking Notes-2

Topic title

What?	What are the most important points/ definitions that must go here?
How?	How does the diagram (such as a cell, graph, picture of the heart) look.
Why?	Why does it do that? How does it work? Explain why it has those properties?
Summary	In simple words write a couple of sentences where you could teach this topic to someone else

Top tip: Say your summary out loud. Teach members of your family & friends


ASPIRE ENJOY ACHIEVE

Soar Valley College
A SPECIALIST MATHS AND COMPUTING COLLEGE

Mind Maps

1. Decide on the central idea. It's often a good idea to use an image.
2. Add branches that link ideas to your topic.
3. Add more detailed branches, which contain more detailed 'trigger' words.
4. Colour code the branches it is more memorable.
5. Include **images** that you understand.

Top tip: As you become more confident you can add post its onto your mind maps to add extra detail



ASPIRE ENJOY ACHIEVE



TOP TIP 7

1. Create a list of what they need to know

2. Timetable a spaced schedule

3. Use effective revision strategies

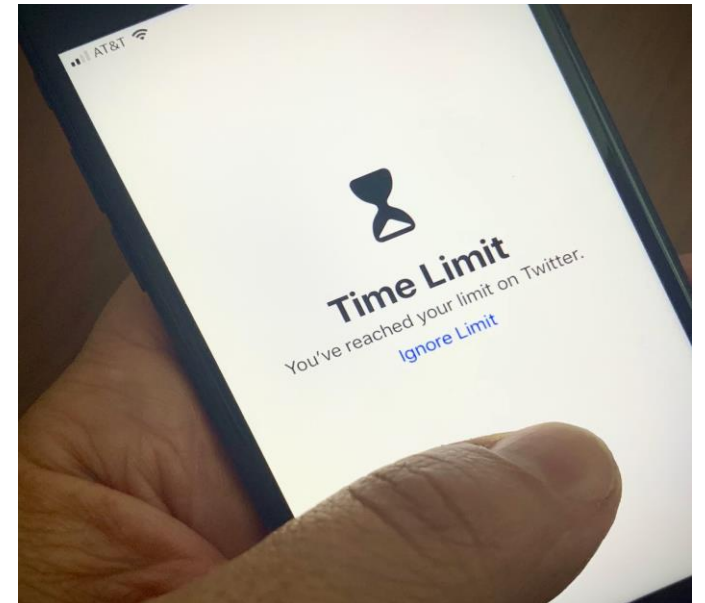
4. Identify the gaps in your knowledge

5. Close the gaps using the strategies in step 3





TOP TIP 8





TOP TIP 9

- Regular exercise boosts concentration and performance in exams
- Find time to relax and switch off
- Encourage 8 hours sleep; better sleep means better concentration
- Eat breakfast and a healthy balanced diet
- Avoid energy drinks and too much caffeine
- Encourage a positive mind set. They can and will succeed!






TOP TIP 10

- Complete relevant exam paper questions
- Encourage them to identify areas they find difficult
- Revisit these areas
- Use the subject specific websites
- Using SAM learning for **10 hours or more per subject saw students achieve at least 1 grade higher**



Useful revision sites for all subjects	<ul style="list-style-type: none"> • GCSEpod https://www.gcsepod.com/ • Samlearning.com • BBC Bitesize https://www.bbc.co.uk/bitesize
Extra subject specific websites	
Art	<ul style="list-style-type: none"> • https://art.uk.org.uk/art/art-term • BBC Bitesize arts and culture google.com
Citizenship	<ul style="list-style-type: none"> • https://www.hoddereducation.co.uk/login • https://www.hoddereducation.co.uk/myrevisionnotesdownloads
Computer Science	<ul style="list-style-type: none"> • https://teach-ict.com/2016/GCSE-Computing/OCR-1277/OCR-1277-home.html • https://quilet.com/Mr-Fearn
Design Technology	<ul style="list-style-type: none"> • https://technologystudent.com/ • https://www.bbc.co.uk/bitesize/examspecs/zbv2bdm
Drama	<ul style="list-style-type: none"> • BBC Bitesize https://www.bbc.co.uk/bitesize/subjects/tbckips • National theatre https://www.ntathome.com/
English Language English Literature	<ul style="list-style-type: none"> • https://www.eduqas.co.uk/articles/exam-preparation-top-apps-and-websites-for-students/ • https://www.eduqas.co.uk/articles/exam-preparation-top-apps-and-websites-for-students/
French	<ul style="list-style-type: none"> • www.linguascope.com • https://www.aqa.org.uk/subjects/languages/gcse/french-8658 • https://www.bbc.co.uk/bitesize/subjects/zdr9lhy
Food preparation and nutrition	<ul style="list-style-type: none"> • https://www.youtube.com/c/FunKitchenCookeryforSchools/videos
Geography	<ul style="list-style-type: none"> • https://www.bbc.co.uk/bitesize/examspecs/zssz2p3 • https://s-cool.co.uk/gcse/geography • https://senecalearning.com/en-GB/blog/gcse-geography-revision/
German	<ul style="list-style-type: none"> • www.memrise.com • www.AQA.org.uk/subjects/languages/gcse/german-8668





GCSEpod and retrieval

- Encourage your child to watch a pod on one of their chosen topics
- Keep the flashcards to review at regular intervals
- Regular users of GCSEpod achieve one grade higher in their GCSE subjects-



New for Year 11:





askOLA

How to login

1. Log into askOLA.io
2. Select the subject you need help with
3. Chat with the subject specialists*
4. Available 7 days a week from 9am-9pm

How to revise with

askola™





For parents

- ✓ Effective revision techniques
- ✓ Top tips
- ✓ Key dates
- ✓ Subject specific revision websites

Spaced practice-2

Time	Mon	Tues	Wed	Thur	Fri	Sat
3pm						
4pm						
5pm						
6pm						
7pm						
8pm						
9pm						



Soar Valley College
A SPECIALIST MATHS AND COMPUTING COLLEGE

Year 11 Parents' Information Eve

Effective revision techniques

ASPIRE ENJOY ACHIEVE

Soar Valley College
A SPECIALIST MATHS AND COMPUTING COLLEGE

ASPIRE ENJOY ACHIEVE

Useful revision sites for all subjects

- GCSEpod <https://www.gcsepod.com/>
- Samlearning.com
- BBC Bitesize <https://www.bbc.co.uk/bitesize>

Extra subject specific websites

Subject	Website
Art	https://artuk.org.uk/art/art-term
Citizenship	BBC Bitesize arts and culture
Computer Science	https://www.hoddereducation.co.uk/login
Design Technology	https://teach-ict.com/2016/GCSE-Computing/OCR-1277/OCR-1277-hr
Drama	https://quizlet.com/Mr-Fearn
English Language	https://technologystudent.com/
English Literature	BBC Bitesize
	National theatre
	https://www.ntathome.com/
	https://www.eduqas.co.uk/articles/exam-preparation-top-apps-and-wr-students/



Year 11 key dates

Key dates	Event
September 5 th 2023	Parents' information evening
October 4 th 2023	Post 16 evening
November 17 th 2023	PS16 application deadline
November 27 th – 8 th December 2023	Mock Exams Week 1 and Week 2
January 16 th 2024	Mock Results Day
January 18 th 2024	Parents' Evening
February 5 th 2024	Targeted Mock Exam Week
April 3 rd 2024	Easter Revision
May 2024	Yr. 11 Exams Begin



Next phase of the evening

English

Maths

Science