



Soar Valley College

A SPECIALIST MATHS AND COMPUTING COLLEGE

Year 11

Extended Tutor Period

August 2024

ASPIRE ENJOY ACHIEVE



By the end of this session

You will have;

- Received your log in for PS@16
- Logged in to your account for PS@16
- Created your profile for PS@16
- Researched courses and made some notes on your findings
- Made amendments to your personal statement



Post 16 Evening – Wednesday 2nd October

- An evening designed for you to help you make decisions about your future.
- You will have the opportunity to talk to local colleges, universities and apprenticeship providers.
- Soon you will be getting letters to take home about this event.





Positive Steps @16

What is it?


Positive Steps @16 is an online platform for you to search for and make your college applications.

All Year 11 students **MUST** complete this form to ensure you have options available to you when you leave Soar Valley College.

You **MUST** complete at least two college applications.




What do you want to do when you leave school?



All young people between the ages of 16-19
MUST be in some kind of education or
training programme.

What are your options?

College? A levels? Vocational course? Apprenticeship?

Have a  discussion with your partner – what do YOU want to do when you leave school?

shutterstock.com • 1350464649



What do these options mean?

GCSEs – GCSE's are obviously your current programme of study. A GCSE course is 2 years in length and depending on the grades you get will determine whether you are working at Level 1 or Level 2. Your level will inform what type of course you can go on to at Post 16. The next slide shares more information about which level you need to apply for.

A Levels – An academic option where you would choose 3 or 4 subjects. The programme would take two years and would have an exam at the end. A Levels are a LEVEL 3 programme of study.

Vocational courses – these are more practical, hands on type courses and will include courses such as BTECs, NVQs. These can be 1 or 2 years depending on the level of entry. These courses can be taken at either a LEVEL 2 or 3 depending on what GCSE grades you get.

Apprenticeships – An apprenticeship is the chance to earn while you learn. You will train for your area of interest and have a work placement at the same time. An apprenticeship is not an easy option but a great option for the right students. You will still need to complete your PS16 college application form as a back up.

T-Levels – Level 3. Two year course equivalent to 3 A levels. 80% classroom based. 20% industry.



What Level do you need to aim for?

This is about ensuring you are applying for the right level course. This will depend on your predicted grades.

It is your Year 11 PC1 information that goes on your college applications.

To summarise,

If you are working at 5 GCSEs at Grade 9 – 4, you are working at Level 2. The course that you need to apply for needs to be a Level 3 course.

If you are working at 5 GCSEs at Grade 3 -4, you are working at Level 1. The course that you need to apply for needs to be a Level 2 course.

These are general entry requirements. Colleges will have specific entry requirements and some course will require higher levels of entry so look closely at entry level details.



Which level? Which course?

OPTIONS
AFTER
YEAR 11

YOU
decide which
option is
the best for
YOU

Look at your most recent progress check. This will be Year 10 PC3.

With a partner, spend



Considering which level of entry you will need to apply for based upon your teachers predictions.



To summarise,

If you are working at 5 GCSEs at Grade 9 – 4, you are working at Level 2. The course that you need to apply for needs to be a Level 3 course.

If you are working at 5 GCSEs at Grade 3 -4, you are working at Level 1. The course that you need to apply for needs to be a Level 2 course.



Positive Steps @16

Home ☆ Favourites Getting started Get in touch

Courses Apprenticeships Help & Guidance Events Sign In

STEP **by** STEP

1. Log onto <https://ps16.co.uk/>
2. Use your log in details to create your account.
3. Make sure you write down your log in details in your planner.
4. You now need to begin to complete your profile on Positive Steps @ 16.



1. Personal Details

Check the information that has been entered for you. Use a professional sounding email address or your school email address.

2. Address

Please ensure that the address has been entered correctly.

3. Health

Check your medical records are up to date and accurate.

4. Parental Information

This is required as you are still a child. Enter as much as you can. You can always come back and add to it later.

5. Qualifications

Do not enter anything here yet. Your grades will be added for you after PC1.

Personal Details Information about you. Status complete Update details >	Address Information about where you live. Status complete Update details >	Health Information about your health. Status complete Update details >	Parental Information Contact details of your parent, carer or guardian. Status complete Update details >
Qualifications List all your qualifications from secondary education onwards. Status complete Update details >	Work Experience This section is all about the work experience you have had, including any part time jobs, and references. Status complete Update details >	Personal Statement Your chance to describe your ambitions, skills, and experience. Status complete Update details >	Equality and Diversity This section is all about who you are and what you believe. Status complete Update details >

6. Work Experience

Have you done any volunteering work? Helped out at a sports club or a family business? If so, you can write about it briefly here. If not, that's fine. Simply write that you have not yet had any work experience.

7. Personal Statement

This is a crucial part of your college application. You will continue working on this in your spare time and / or at after school support sessions.

8. Equality and Diversity

A tick box section which to provide required information to the colleges.



At a glance...

How much have you completed?

- ✓ Personal Details
- ✓ Address
- ✓ Health
- ✓ Parental Information
- ✓ Qualifications
- ✓ Work Experience
- ✓ Personal Statement
- ✓ Equality and Diversity

As you complete each section of your profile, the **X** will turn to a ✓



Use PS@16 to search for your courses

The screenshot shows the 'Full time courses Course Finder' page. It features a dark blue header with the text 'Full time courses' in white and 'Course Finder' in yellow. Below the header is a light grey navigation bar with a '< Back' link. The main content area has a search bar with the placeholder text 'What do you want to study?' and a dark blue 'Search' button. Below the search bar is a light blue section with the text 'Not quite sure what you're looking for or where to start? Try searching...' and five filter buttons: 'By Provider', 'By Sector', 'By Qualification', 'By Level', and 'By Area'.

Click on the course title to have a look and find out more information.

Make notes on your research page of the courses that most appeal to you.

You should make notes on courses, colleges, entry requirements and any other information you think as relevant.

Remember, on **October 1st**, the courses are **updated and “Go Live”**. This is when you will be able to add courses to your favourites. Courses need to be in “favourites” in order to apply for your courses.



Searching for courses

- You can search for courses through PS16 by subject or by provider (college).
- As you search the courses available, you will begin to see some that you think might be appropriate for you.

<https://gateway.ac.uk/>

<https://leicestercollege.ac.uk/>

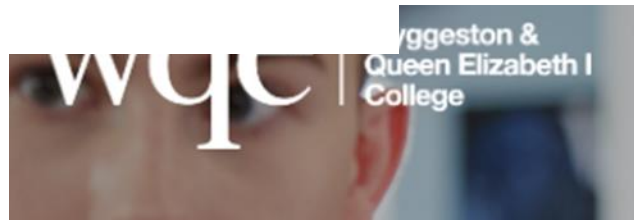
<https://wqe.ac.uk/>

<https://www.smbcollegegroup.ac.uk/>

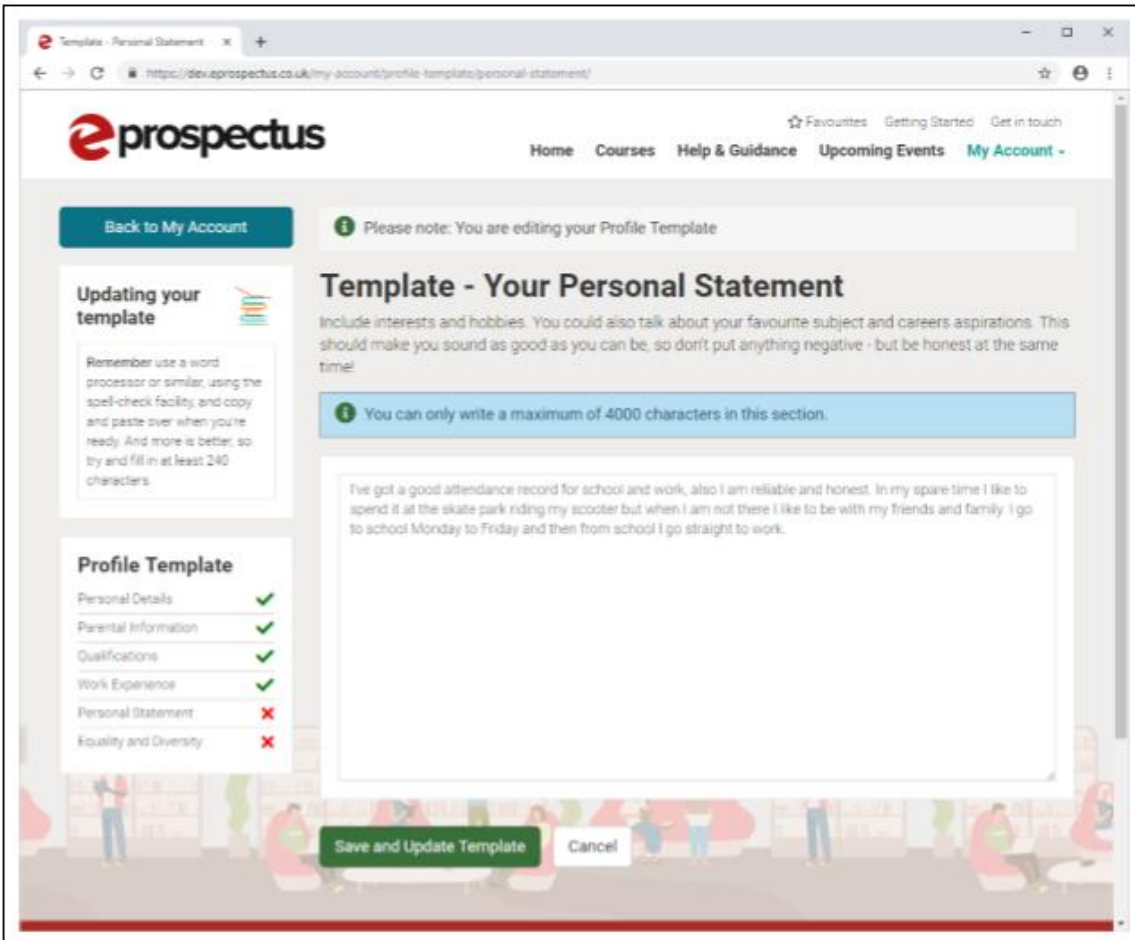
<https://www.loucoll.ac.uk/>

<https://www.beauchampcity.org.uk/>

<https://www.beauchamp.org.uk/>



BEAUCHAMP CITY
SIXTH FORM



Personal statement resources

Student resources / Careers / KS4 / Personal Statements

Section 7 – Personal Statement

- A personal statement is a crucial part of your college application.
- You started this during your first Tutor Period of Year 11.
- This is your opportunity to sell yourself and talk about all the skills and qualities that you have.



We are here to help.





Paragraph One (Introduction)

You could start with;

- An attention grabbing opening statement about your life goals.
- Stating which GCSE subjects you chose and why
- A few adjectives to describe yourself.
- A summary of your time so far at Soar Valley College.
- Be professional.
- You so not need to tell them your name. They will know that from your application.

Paragraph Two / Three

(My Skills and Qualities / Experiences / Extra Curricular Activities)

You could include;

- Opportunities that you have had at SVC outside of the curriculum (sports / music / trips / visits / peer buddy).
- Interests that you have outside of school (sports / gaming / shopping / socialising).
- Holidays that you have been on that you really enjoyed / learnt from.
- Experiences of WOW 2022.
- Always try and say what you have learnt from these opportunities and which skills it helped you develop.

Paragraph Three / Four

(Course choices & future plans)

This section is an essential part of your personal statement. You **MUST** include the courses that you want to go on to study.

DO NOT WORRY though.

When we come back in Year 11, this process will begin.

You can however;

- Look at the local college websites.
- Begin the think about the courses you might want to pursue.



Some sentence starters to get you going

Sentence starters...

I am currently...

My strengths are...

I am proud of...

I enjoy...

My greatest achievement(s) is / are...

I plan to...

I hope to ...

I intend to ...

This year ...

While at school ...

Outside of school ...

Alongside my school work I ...

Last term I ...



I am currently studying Media and Performing Arts. I enjoy these subjects because.....

Outside of school, I have a keen interest in music. I play two instruments and have managed to achieve Grade 5...

Next year at college, I really hope to study..... because

In the future, I have high hopes of becoming a..... My chosen courses will support me in this because...

I am not sure what I want to do in the future but I do enjoy the following subjects....

I pick my younger siblings up from primary school every day. This has taught me to be reliable, punctual and trustworthy.



- The **deadline** for the whole of your form to be completed is **Tuesday 19th November 2024**.
- This includes,
 - A completed profile
 - A completed personal statement including reasons for course choices
 - Applications to a minimum of two providers.

Your next Tutor Period will be **Tuesday 1st October 2024 Period 1**.



What happens next?

- **Tutor Period** – Post 16 research and PS@16
 - **Post 16 Evening** – Meet with Post 16 providers
 - **Apprenticeship Assembly**
 - **Leicester College Assembly** – Post 16 education
 - **Tutor Period**– **PS@16 deadline**
 - **Apprenticeships Workshop**
- Tuesday 1st October Period 1
Wednesday 2nd October 5.45-8.30pm
Friday 11th October
Friday 18th October
Tuesday 19th November Period 1
Wednesday 5th March 2025 (Times TBC)

Throughout this period, you will receive regular updates, advice and guidance on completing your Positive Steps @ 16 application form to ensure you are making **the right choices for you.**



Soar Valley College

A SPECIALIST MATHS AND COMPUTING COLLEGE

GLENEAGLES AVENUE,

LEICESTER, LE4 7GY

TEL: 0116 2669625

FAX: 0116 2660634

EMAIL: enquiries@soarvalley.leicester.sch.uk

WEB: www.soarvalley.leicester.sch.uk

ASPIRE ENJOY ACHIEVE